



## OLCT 10

Detector / Transmitter  
CO - NO - NO<sub>2</sub> and Freons



### Presentation

Designed for commercial applications, OLCT 10 detector perfectly suit the protection of equipment and personnel in presence of combustion and exhaust gases or refrigerants (freons) in ambient air.

Rugged, small, easy to install and operate, these detectors combined with the MX 32 control unit meet demanding user requirements.

### Features

- Electrochemical and semiconductor sensors
- 4-20 mA output signal
- Dust and humidity resistant (IP65)
- Fast and accurate response
- Up to 5 detectors on same line (CO, NO, NO<sub>2</sub>)

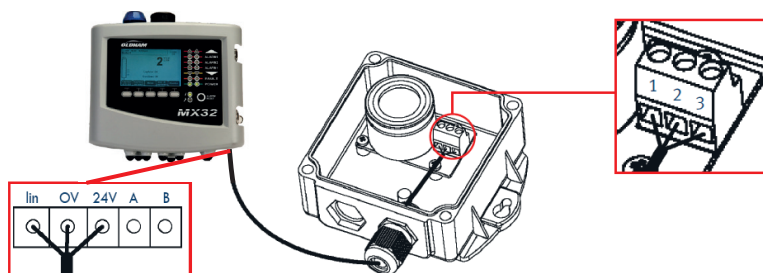
### Applications

- Cold rooms
- Car parks

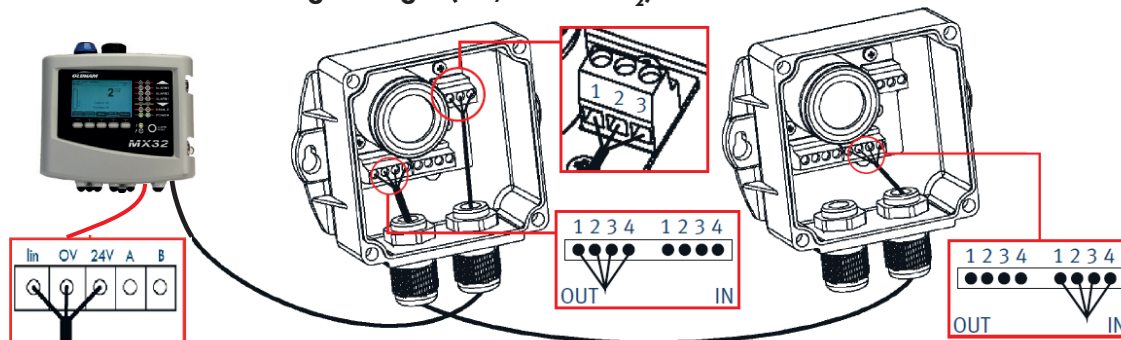


# OLCT 10

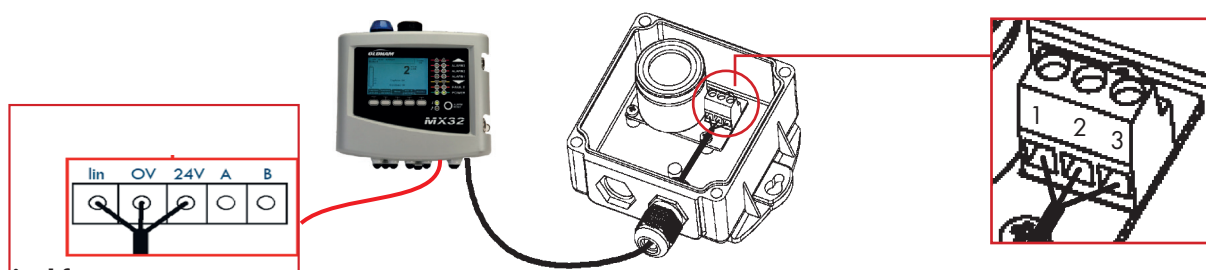
## Wiring of 1 OLCT 10 detector



## Wiring in parallel of 2 OLCT 10 detecting same gas (CO, NO or NO<sub>2</sub>)



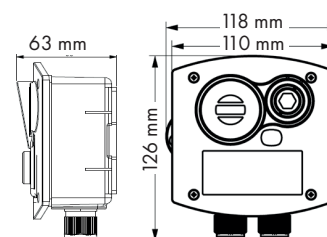
## Wiring of 1 OLCT 10 SC (with a semi-conductor cell)



## Technical features

	Electrochemical sensor	Semiconductor sensor
Range	CO (0-300 ppm), NO (0-100 ppm), NO <sub>2</sub> (0-30 ppm)	R134a, R404a, R22, R410a etc.
Signal output	Normal operation 4-20mA (Fault < 0.5 mA or > 23.2 mA)	Normal operation 4-20mA (Fault < 0.5 mA or > 23.2 mA)
Settings	<ul style="list-style-type: none"> <li>Without opening the enclosure by means of 2 potentiometers for zeroing and spanning</li> <li>2 mA signal output in maintenance mode</li> <li>One dedicated connector to get a gas measurement</li> </ul>	
Power Supply	15 to 30 Vdc (nominal 24 Vdc)	15 to 30 Vdc (nominal 24 Vdc)
Consumption	30 mA max.	100 mA max.
Cabling	2-wire, shielded, core size 0.9mm <sup>2</sup> 2 cable gland M16 (outer 4 to 8 mm)	3-wire, shielded, core size 0.9mm <sup>2</sup> 1 cable gland M16 (outer 4 to 8 mm)
Dimensions (LxHxP)	118 x 126 x 63 mm	118 x 126 x 63 mm
Material	ABS	ABS
IP rating	IP65	IP65
Expected Lifespan	24 to 48 month, depending gas to detect	> 24 months
Operating temperature	-20 to +55°C	-20 to +55°C
Operating humidity	15% HR to 90% HR	20% HR to 90% HR
Pressure range	1 bar ± 10 %	1 bar ± 10 %
Response Time	NO <sub>2</sub> : T <sub>90</sub> < 60s, NO : T <sub>90</sub> < 120	CO : T <sub>90</sub> < 15s, Fréon R134A : T <sub>90</sub> < 30s
Certification	<ul style="list-style-type: none"> <li>Electromagnetic compatibility according to EN 50270:2015 (type2)</li> <li>Complies with EN 14624 for freon</li> </ul>	

## Dimensions



Teledyne Oldham Simtronics quality assurance programmes demand the continuous assessment and improvement of all our products. Information in this leaflet could thus change without notification and does not constitute a product specification. Please contact Teledyne Oldham Simtronics or their representative if you require more details.



**AMERICAS**  
14880 Skinner Rd  
Cypress, TX 77429, USA  
Tel.: +1 713-559-9200  
Fax: +1 281-746-3064

**EMEA**  
ZI Est, Rue Orfila,  
CS 20417  
62027 ARRAS Cedex, France  
Tel.: +33-3-21-60-80-80

**ASIA PACIFIC**  
Room 04, 9th Floor, 275 Ruiping  
Road,  
Xuhui District, Shanghai,  
China  
TGFD\_APAC@teledyne.com