



INFLATABLE RESCUE TENTS

GUMOTEX
RESCUE SYSTEMS



INFLATABLE RESCUE TENTS



- △ **Ideal background** during a rescue operation
- △ For short-term and long-term use **in many areas** - in case of events with an immediate need for hinterlands, for accommodation of people, material storage and similar
- △ **Long lifetime period** with only minimum maintenance and repair required
- △ Selection of **many types, sizes** and colours
- △ Easy handling and operation
- △ **Service centre** in the manufacturer's plant
- △ **Considerable references, deliveries for rescue teams (Fire Brigades, Police, Emergency Medical Service) in the Czech Republic and in many** foreign countries
- △ **Many years of experience** with the manufacture of inflatable rescue tents

2 production series:

Tents of HF production series – inflatable structure made by high-frequency welding



Tents of GTX production series – traditional glued structure



www.gumotex-rescue-systems.com

TENTS OF HF PRODUCTION SERIES

- ▲ **Innovation**
- ▲ **High-quality performance**
- ▲ **Inter-connectable**

- ▲ **Easy deployment** within a few minutes after being connected to air supply
- ▲ Inflation valve for inflation by means of electric blower or pressure air
- ▲ Safety-relief valve

- ▲ **Tent entrance** with zip fasteners, the entrance is connected with the floor by means of Velcro
- ▲ The entrance width 2 m, height 2,1 m with connecting link
- ▲ **Venting mesh** above the entrance to provide for a natural exchange of air
- ▲ The roof is assembled by stitching with backed seams
- ▲ **Rollable entrance canvases**
- ▲ **Fastening straps with guy ropes** on the supporting structure arches to secure the stability in all weathers, on a solid surface the tent can be anchored by means of weight bags filled with water or any other weight placed on the fastening flaps
- ▲ There are fixtures to fasten lights, devices and similar on the internal structure side
- ▲ Delivered including anchoring and repair kit and hand pump
- ▲ Packed in **transportation bag**







DESIGNATION	HF-15	HF-28	HF-42	HF-42.4	HF-55
					
Internal useful area (m ² ca.)	15	28	42	42	55
External dimensions (mm ca.)	3 000 x 5 600 x 3 000	5 650 x 5 600 x 3 000	8 300 x 5 600 x 3 000	8 300 x 5 600 x 3 000	10 950 x 5 600 x 3 000
Internal dimensions (mm ca.)	3 000 x 4 900 x 2 650	5 650 x 4 900 x 2 650	8 300 x 4 900 x 2 650	8 300 x 4 900 x 2 650	10 950 x 4 900 x 2 650
Packed dimensions (mm ca.)	1 100 x 900 x 500	1 300 x 1 100 x 800	1 400 x 1 200 x 900	1 400 x 1 200 x 900	1 500 x 1 500 x 800
Weight (kg ca.)	76	110	146	146	182
Number of air chambers	2	2	2	2	2
Number of valves Inflation / Safety relief	2/2	2/2	2/1	2/1	2/1
Tube diameter (mm)	350/230	350/230	350/230	350/230	350/230
Bed capacity (persons)	4	8	12	12	16

TENTS OF GTX PRODUCTION SERIES



- △ Easy **deployment within a few minutes** after connecting to air supply
- △ **Inflatable with pressure air** or **electrical blower**
- △ **Quick coupling device** to connect the pressure air supply
- △ **Safety relief** valve

- △ **Traditional glued inflatable structure**
- △ **Tent entrance** with zip fasteners, reversible canvas fasteners at the floor
- △ **Fastening straps with guy ropes** on the supporting structure arches to secure the stability in all weathers, on a solid surface the tent can be anchored by means of weight bags filled with water or any other weight placed on fastening flaps
- △ There are **fixtures to fasten** lights, devices and similar on the internal structure side
- △ **Venting mesh** above the entrance to provide for a natural exchange of air
- △ Side walls contain 2 **closable openings with diameter of 350 mm** to connect heating, air-condition
- △ Side walls contain 2 **closable openings with diameter 150 mm** to connect electrical installation cables, hoses
- △ Delivered including **anchoring and repair kit and hand pump**
- △ Packed in **transportation bag**

DESIGNATION	GTX-10	GTX-16	GTX-20	GTX-24
				
Internal useful area (m ² ca.)	10	14	20.5	24
External dimensions (mm ca.)	3 700 x 3 100 x 2 350	3 850 x 3 850 x 2 850	4 600 x 4 900 x 2 850	6 000 x 4 500 x 2 800
Internal dimensions (mm ca.)	3 700 x 2 700 x 2 150	3 850 x 3 850 x 2 620	4 600 x 4 500 x 2 650	6 000 x 4 040 x 2 570
Packed dimensions (mm ca.)	1 000 x 900 x 500	1 200 x 800 x 500	1 100 x 750 x 600	1 200 x 900 x 600
Weight (kg ca.)	60	76	82	98
Number of air chambers	1	1	2	2
Number of valves Inflation / Safety relief	2/1	2/1	2/1	2/2
Tube diameter (mm)	200/230	230	200	200/230
Bed capacity (persons)	3	3	4	6



Entrance



Opening for heating



Inflation valve



Safety-relief valve



Packed in transportation bag



Accessories to the tent



Venting mesh



Fastening for lamps

Inflating of the tent



GTX-30	GTX-33	GTX-36	GTX-40	GTX-45	GTX-46	GTX-58
28	30	32	39	44,5	45,5	56
6 400 x 5 500 x 3 000	6 000 x 5 650 x 2 900	6 000 x 6 000 x 3 000	8 200 x 5 700 x 2 900	8 400 x 5 700 x 2 900	8 200 x 6 500 x 3 150	10 000 x 6 500 x 3 150
6 400 x 5 000 x 2 700	6 000 x 5 190 x 2 670	6 000 x 6 000 x 2 700	8 200 x 5 300 x 2 600	8 400 x 5 300 x 2 670	8 200 x 6 000 x 2 850	10 000 x 6 000 x 2 850
1 200 x 900 x 600	1 200 x 1 000 x 550	1 400 x 1 000 x 800	1 200 x 850 x 700	1 300 x 1 000 x 700	1 200 x 850 x 750	1 300 x 1 000 x 800
110	114	134	144	143	155	175
2	2	1	2	2	2	2
2/2	2/2	2/1	2/2	2/2	2/2	2/2
230/300	230	230/300	230/300	230/300	230/300	230/300
6	8	6	10	12	10	14

ON REQUEST

- △ Three-layer **windows** – roof material, transparent film and mesh
- △ **Removable floor**, i.e. attached by means of Velcro
- △ Removable **hygiene liner**
- △ Removable **insulation liner**
- △ Lengthwise or crosswise **internal partition** curtains to split up the internal space
- △ Connecting passageways to **connect the tents** to larger units and compositions, e.g. field hospitals
- △ Connecting passageway for **connection between tent and container**
- △ **Front shelter for container**
- △ **Side entrance** on selected tent types
- △ **Technical entrance**
- △ **Weight bags** filled with water to anchor the tent on a solid surface
- △ **Additional accessories:**
heating, air-condition, additional solid floor, lighting etc.




Insulation liner



Hygiene liner



Partition curtain




Three-layer window



Removable floor



Additional floor



Side entrance



Technical entrance



Connection of tents - exterior view



Connection of tents - interior view



Weight bag



Connecting passageway tent-container

USED MATERIALS

Inflatable supporting structure

HF production series

- △ PES textile double-sided PVC coated, high strength, abrasion resistant, airtight, incombustible

GTX production series

- △ PAD textile double-sided rubber coated, high strength, abrasion resistant, airtight

Roof

HF production series

- △ PES textile **one-sided** PVC coated, high strength, waterproof, surface density ca. **300 g/m²**

GTX production series

- △ PES textile **one-sided** PVC coated, high strength, waterproof, surface density ca. **300 g/m²**, or
PES textile **double-sided** PVC coated, high strength, waterproof, surface density ca. **420 g/m²**, or
PES textile **double-sided** PVC coated, high strength, waterproof, self-extinguishing, surface density ca. **700 g/m²**

Floor: PES textile double-sided PVC coated, high strength, abrasion resistant, waterproof, with antiskid treatment, surface density ca. 520 g/m²

Hygiene liner, Partition curtains: PES textile one-sided PUR coated, waterproof

Insulation liner: quilted material consisting of three layers: PES textile, PES fleece and PES textile or non-woven, surface density ca. 250 g/m²

Colours available

Tent roof:



Floor:



Inflatable structure:

HF production series



GTX production series



Technical parameters

Temperature range between -30 to +70 °C

Operating pressure 0,1 – 0,3 bar



INFLATABLE RESCUE TENTS



GUMOTEX, akciová společnost

Mládežnická 3062/3a, 690 75 Břeclav, Czech Republic

Tel.: +420 519 314 111, Fax: +420 519 314 194

E-mail: info@gumotex.cz

www.gumotex-rescue-systems.com

GUMOTEX
RESCUE SYSTEMS

